



DECORATIVE LAMINATES



DECORATIVE LAMINATES

Dutian

Dutian

Dutian

Dutian

Dutian



FIGURE WOODZ™

DESIGNER DOOR SKINS



* Products are available as FSC certified upon request

CEDAR DECOR PVT. LTD.

A-1 / 1001, 10th Floor, Palladium, Corporate Rd, Makarba,
Ahmedabad - 380051, Gujarat.

Ph.: +91 (79) 2970 5335/ 6 / 7 | M.: +91 98796 04881 | Fax : +91 (79) 2970 5338
mail@cedariandia.com | www.cedarindia.com

FIGURE WOODZ™

DESIGNER DOOR SKINS

FIGURE WOODZ™

DESIGNER DOOR SKINS

ABOUT US:

“First impression is the last impression.” Inspired by this principal rule of the interior design industry. Durian, a national leader in the furniture market, started its state-of-art facility for the manufacturing of decorative High Pressure Laminates. Decorative laminates are used to customize and beautify the surface of plywood and other base materials so as to suite the aesthetics and interiors of any given space.

We have also incorporated a 7-point Quality Control System to ensures that every single one of the laminates sheets goes through seven different quality control check points during its production period. Our consistent and strategic quality control systems, all the way from the raw material input level to the finished goods level has accredited us with ISI 2046: 1995 certification. Our modern and a governed management protocols have accredited us with the prestigious ISO 9001: 2008 certification. One ability to minimize harmful effects on the environment and to achieve continual improvement of our environmental performance has enabled us to get certified with ISO 14001: 2004. Moreover, laminates produced in our facility also meets the British European Standard BS EN 438 and the American NEMALD - 3 standards.

Our facility has a state-of-the-art chemical plant, which manufacture refined in the production of laminates. Having a modern plant allows our R&D team to experiment with innovative materials to produce quality resins that will stand the test of time. As a result, we are the only brand in the country to offer BFT (Borer, Fungus, Termite) Guard for all our laminates.



14 REFRESHING DESIGNS

SERIES - B (CNC)
ENGRAVABLE DIGITAL DOOR MATT

SERIES - B
DIGITAL DOOR GLOSSY, MATT &
DOUBLE DOOR MATT

SERIES - A
LASER CUT METAL SUEDE

SERIES - C
CUT & PASTE WITH METAL SUEDE

SERIES - D
CUT & PASTE SUEDE

SERIES - E
ECO PRINTED DOOR MATT & SUEDE

SERIES - F
VENEER PRINT DOOR SUEDE



* Products are available as FSC certified upon request

CONVECTIONAL STANDARD COLD PRESS LAMINATES FOR INTERIOR APPLICATIONS
DISCLAIMER : THE ACTUAL DOOR MAY VARY DUE TO PRINTING LIMITATIONS.



DECORATIVE LAMINATES

A Commitment To Excellence

FIGURE WOODZ™
DESIGNER DOOR SKINS

SERIES - B (CNC)
ENGRAVABLE DIGITAL DOOR MATT



WWW

Opt for sleek, modest engravings that feature clean lines or abstract shapes for a contemporary look to your entrance that complements modern architecture.



CONVECTIONAL STANDARD COLD PRESS LAMINATES FOR INTERIOR APPLICATIONS
DISCLAIMER : THE ACTUAL DOOR MAY VARY DUE TO PRINTING LIMITATIONS.



**ENGRAVABLE DIGITAL DOOR
MATT - CNC**



SERIES - B



NEW

FW 277 - MT
7X3.25 FEET

SCAN QR CODE AND DOWNLOAD THE ENGRAVING
DESIGN FILE FOR CNC CUTTING IN .art cam FORMAT.





ENGRAVABLE DIGITAL DOOR
MATT - CNC

SERIES - B



NEW

FW 279 - MT
7X3.25 FEET

SCAN QR CODE AND DOWNLOAD THE ENGRAVING
DESIGN FILE FOR CNC CUTTING IN .art cam FORMAT.



SERIES - B



NEW

FW 278 - MT
7X3.25 FEET

SCAN QR CODE AND DOWNLOAD THE ENGRAVING
DESIGN FILE FOR CNC CUTTING IN .art cam FORMAT.



- TERMITE PROOF
- IMPACT RESISTANT
- EXCELLENT STAIN RESISTANCE



ENGRAVABLE DIGITAL DOOR MATT - CNC



SERIES - B

SERIES - B



-  TERMITE PROOF
-  IMPACT RESISTANT
-  EXCELLENT STAIN RESISTANCE

NEW

NEW

FW 275 - MT
7X3.25 FEET

SCAN QR CODE AND DOWNLOAD THE ENGRAVING
DESIGN FILE FOR CNC CUTTING IN .art cam FORMAT.



FW 276 - MT
7X3.25 FEET

SCAN QR CODE AND DOWNLOAD THE ENGRAVING
DESIGN FILE FOR CNC CUTTING IN .art cam FORMAT.




ENGRAVABLE DIGITAL DOOR
MATT - CNC



SERIES - B

SERIES - B



- TERMITE PROOF
- IMPACT RESISTANT
- EXCELLENT STAIN RESISTANCE

FW 268 - MT
7X3.25 FEET

SCAN QR CODE AND DOWNLOAD THE ENGRAVING
DESIGN FILE FOR CNC CUTTING IN .art cam FORMAT.



FW 267 - MT
7X3.25 FEET

SCAN QR CODE AND DOWNLOAD THE ENGRAVING
DESIGN FILE FOR CNC CUTTING IN .art cam FORMAT.





**ENGRAVABLE DIGITAL DOOR
MATT - CNC**



SERIES - B

SERIES - B



TERMITE PROOF



IMPACT RESISTANT



EXCELLENT STAIN RESISTANCE

FW 266 - MT
7X3.25 FEET

SCAN QR CODE AND DOWNLOAD THE ENGRAVING
DESIGN FILE FOR CNC CUTTING IN .art cam FORMAT.



FW 264 - MT
7X3.25 FEET

SCAN QR CODE AND DOWNLOAD THE ENGRAVING
DESIGN FILE FOR CNC CUTTING IN .art cam FORMAT.





**ENGRAVABLE DIGITAL DOOR
MATT - CNC**



SERIES - B

SERIES - B



-  TERMITE PROOF
-  IMPACT RESISTANT
-  EXCELLENT STAIN RESISTANCE

FW 263 - MT
7X3.25 FEET

SCAN QR CODE AND DOWNLOAD THE ENGRAVING
DESIGN FILE FOR CNC CUTTING IN .art cam FORMAT.



FW 261 - MT
7X3.25 FEET

SCAN QR CODE AND DOWNLOAD THE ENGRAVING
DESIGN FILE FOR CNC CUTTING IN .art cam FORMAT.



ENGRAVABLE DIGITAL DOOR
MATT - CNC



SERIES - B

SERIES - B



- TERMITE PROOF
- IMPACT RESISTANT
- EXCELLENT STAIN RESISTANCE

FW 265 - MT
7X3.25 FEET

SCAN QR CODE AND DOWNLOAD THE ENGRAVING
DESIGN FILE FOR CNC CUTTING IN .art cam FORMAT.



FW 262 - MT
7X3.25 FEET

SCAN QR CODE AND DOWNLOAD THE ENGRAVING
DESIGN FILE FOR CNC CUTTING IN .art cam FORMAT.





DECORATIVE LAMINATES

A Commitment To Excellence

FIGURE WOODZ™
DESIGNER DOOR SKINS

SERIES - B
DIGITAL DOOR GLOSSY



WWW

A touch of elegance and style to your entrance.
Find more stylish and unique door designs for your home.



FW 284 - HG+ 21



FW 280 - HG+ 23



FW 281 - HG+ 24



FW 288 - HG+ 25



FW 283 - HG+ 27



FW 282 - HG+ 28



FW 285 - HG+ 29



FW 286 - HG+ 30



FW 287 - HG+ 31



FW 260 - HG+ 32



FW 258 - HG+ 33



FW 257 - HG+ 34



FW 259 - HG+ 35



FW 112 - HG+ 36



FW 113 - HG+ 37



FW 116 - HG+ 38



FW 118 - HG+ 39



FW 120 - HG+ 40



FW 121 - HG+ 41



FW 123 - HG+ 42



FW 124 - HG+ 43



FW 126 - HG+ 44

CONVECTIONAL STANDARD COLD PRESS LAMINATES FOR INTERIOR APPLICATIONS
DISCLAIMER : THE ACTUAL DOOR MAY VARY DUE TO PRINTING LIMITATIONS.



**DIGITAL DOOR
GLOSSY**


SERIES - B



NEW

FW 284 - HG+
7X3.25 FEET

-  TERMITE PROOF
-  IMPACT RESISTANT
-  EXCELLENT STAIN RESISTANCE



DIGITAL DOOR
GLOSSY

SERIES - B



NEW

FW 280 - HG+
7X3.25 FEET

SERIES - B



NEW

FW 281 - HG+
7X3.25 FEET



-  TERMITE PROOF
-  IMPACT RESISTANT
-  EXCELLENT STAIN RESISTANCE



**DIGITAL DOOR
GLOSSY**

SERIES - B



NEW

FW 288 - HG+
7X3.25 FEET

-  TERMITE PROOF
-  IMPACT RESISTANT
-  EXCELLENT STAIN RESISTANCE





**DIGITAL DOOR
GLOSSY**



SERIES - B

SERIES - B



-  TERMITE PROOF
-  IMPACT RESISTANT
-  EXCELLENT STAIN RESISTANCE

NEW

NEW

FW 283 - HG+
7X3.25 FEET

FW 282 - HG+
7X3.25 FEET



**DIGITAL DOOR
GLOSSY**



SERIES - B

SERIES - B



TERMITE PROOF



IMPACT RESISTANT



EXCELLENT STAIN
RESISTANCE

NEW

NEW

FW 285 - HG+
7X3.25 FEET

FW 286 - HG+
7X3.25 FEET



**DIGITAL DOOR
GLOSSY**



SERIES - B

SERIES - B



NEW

FW 287 - HG+
7X3.25 FEET

FW 260 - HG+
7X3.25 FEET

-  TERMITE PROOF
-  IMPACT RESISTANT
-  EXCELLENT STAIN RESISTANCE

DIGITAL DOOR
GLOSSY

SERIES - B



FW 258 - HG+
7X3.25 FEET



TERMITE PROOF



IMPACT RESISTANT



EXCELLENT STAIN
RESISTANCE



SERIES - B



FW 257 - HG+
7X3.25 FEET



**DIGITAL DOOR
GLOSSY**

SERIES - B



FW 259 - HG+
7X3.25 FEET

-  TERMITE PROOF
-  IMPACT RESISTANT
-  EXCELLENT STAIN RESISTANCE



SERIES - B



FW 112 - HG+
7X3.25 FEET



**DIGITAL DOOR
GLOSSY**

SERIES - B



FW 113 - HG+
7X3.25 FEET

-  TERMITE PROOF
-  IMPACT RESISTANT
-  EXCELLENT STAIN RESISTANCE



SERIES - B



FW 116 - HG+
7X3.25 FEET



**DIGITAL DOOR
GLOSSY**



SERIES - B

SERIES - B



FW 118 - HG+
7X3.25 FEET

FW 120 - HG+
7X3.25 FEET

-  TERMITE PROOF
-  IMPACT RESISTANT
-  EXCELLENT STAIN RESISTANCE



**DIGITAL DOOR
GLOSSY**

SERIES - B



FW 121 - HG+
7X3.25 FEET

-  TERMITE PROOF
-  IMPACT RESISTANT
-  EXCELLENT STAIN RESISTANCE



SERIES - B



FW 123 - HG+
7X3.25 FEET



**DIGITAL DOOR
GLOSSY**

SERIES - B



FW 124 - HG+
7X3.25 FEET



TERMITE PROOF



IMPACT RESISTANT



EXCELLENT STAIN
RESISTANCE



SERIES - B



FW 126 - HG+
7X3.25 FEET

Discover the latest in digital double door designs, curated to bring an elegant and sophisticated look to your WARDROBE.



DECORATIVE LAMINATES

A Commitment To Excellence

FIGURE WOODZ™
DESIGNER DOOR SKINS

SERIES - B
DIGITAL DOOR MATT &
DOUBLE DOOR MATT




WWW



FW 137 - MT 47



FW 234 - MT 49



FW 229 - MT 50



FW 230 - MT 51



FW 246 - MT 52



FW 131 - MT 53



FW 133 - MT 54



FW 134 - MT 55



FW 135 - MT 56



FW 142 - MT 57



FW 136 - MT 58



FW 138 - MT 59



FW 139 - MT 60



FW 141 - MT 61



FW 145 - MT 62

CONVECTIONAL STANDARD COLD PRESS LAMINATES FOR INTERIOR APPLICATIONS
DISCLAIMER : THE ACTUAL DOOR MAY VARY DUE TO PRINTING LIMITATIONS.



**DIGITAL DOOR
MATT**

SERIES - B



TERMITE PROOF



IMPACT RESISTANT



EXCELLENT STAIN
RESISTANCE


FW 137 - MT
7X3.25 FEET





DIGITAL DOUBLE DOOR MATT

SERIES - B



FW 234 - MT
7X3.25 FEET

The vertical line printed is for indication.
The actual sheet will not have vertical bisecting line.

-  TERMITE PROOF
-  IMPACT RESISTANT
-  EXCELLENT STAIN RESISTANCE

DIGITAL DOOR MATT

SERIES - B



FW 229 - MT
7X3.25 FEET




DIGITAL DOOR
MATT

SERIES - B



FW 230 - MT
7X3.25 FEET

SERIES - B



FW 246 - MT
7X3.25 FEET



TERMITE PROOF



IMPACT RESISTANT



EXCELLENT STAIN
RESISTANCE



**DIGITAL DOOR
MATT**



SERIES - B

SERIES - B



 TERMITE PROOF

 IMPACT RESISTANT

 EXCELLENT STAIN
RESISTANCE


FW 131 - MT
7X3.25 FEET

FW 133 - MT
7X3.25 FEET



**DIGITAL DOOR
MATT**

SERIES - B



FW 134 - MT
7X3.25 FEET

-  TERMITE PROOF
-  IMPACT RESISTANT
-  EXCELLENT STAIN RESISTANCE



SERIES - B



FW 135 - MT
7X3.25 FEET



**DIGITAL DOOR
MATT**

SERIES - B



FW 142 - MT
7X3.25 FEET

-  TERMITE PROOF
-  IMPACT RESISTANT
-  EXCELLENT STAIN RESISTANCE



SERIES - B



FW 136 - MT
7X3.25 FEET



**DIGITAL DOOR
MATT**



SERIES - B

SERIES - B



-  TERMITE PROOF
-  IMPACT RESISTANT
-  EXCELLENT STAIN RESISTANCE

FW 138 - MT
7X3.25 FEET

FW 139 - MT
7X3.25 FEET



**DIGITAL DOOR
MATT**

SERIES - B



FW 141 - MT
7X3.25 FEET



TERMITE PROOF



IMPACT RESISTANT



EXCELLENT STAIN
RESISTANCE



SERIES - B



FW 145 - MT
7X3.25 FEET



DECORATIVE LAMINATES

A Commitment To Excellence

FIGURE WOODZ™
DESIGNER DOOR SKINS

SERIES - A
LASER CUT METAL SUEDE



WWW

The sleek and clean lines of laser cut metal doors complement modern interior design themes, providing a high-tech and upscale look.



FW 241 - SF

65



FW 244 - SF

66



FW 243 - SF

67



FW 245 - SF

68

CONVECTIONAL STANDARD COLD PRESS LAMINATES FOR INTERIOR APPLICATIONS
DISCLAIMER : THE ACTUAL DOOR MAY VARY DUE TO PRINTING LIMITATIONS.

LASER CUT METAL
SUEDE

SERIES - A



FW 241 - SF
7X3.25 FEET

LASER CUT FOIL SIZE : 300x1200 MM

SERIES - A



FW 244 - SF
7X3.25 FEET

LASER CUT FOIL SIZE : 300x1200 MM



- TERMITE PROOF
- IMPACT RESISTANT
- EXCELLENT STAIN RESISTANCE

LASER CUT METAL
SUEDE

SERIES - A



FW 243 - SF
7X3.25 FEET

LASER CUT FOIL SIZE : 203x2190 MM

SERIES - A



FW 245 - SF
7X3.25 FEET

LASER CUT FOIL SIZE : 300x1200 MM



-  TERMITE PROOF
-  IMPACT RESISTANT
-  EXCELLENT STAIN RESISTANCE



DECORATIVE LAMINATES

A Commitment To Excellence

FIGURE WOODZ™
DESIGNER DOOR SKINS

SERIES - C
CUT & PAST WITH METAL SUEDE
SERIES - D
CUT & PAST SUEDE



WWW



FW 270 - SF 71



FW 272 - SF 72



FW 271 - SF 73



FW 273 - SF 75



FW 274 - SF 76



FW 269 - SF 77



FW 252 - SF 78



FW 254 - SF 79



FW 253 - SF 80



FW 147 - SF 81



FW 148 - SF 82



FW 149 - SF 83



FW 150 - SF 84



FW 151 - SF 85



FW 152 - SF 86



FW 153 - SF 87



FW 154 - SF 88



FW 156 - SF 89



FW 157 - SF 90



FW 159 - SF 91

CONVECTIONAL STANDARD COLD PRESS LAMINATES FOR INTERIOR APPLICATIONS
DISCLAIMER : THE ACTUAL DOOR MAY VARY DUE TO PRINTING LIMITATIONS.



CUT & PAST WITH METAL SUEDE



SERIES - C

SERIES - C



-  TERMITE PROOF
-  IMPACT RESISTANT
-  EXCELLENT STAIN RESISTANCE



K 167



K 168

FW 270 - SF
7X3.25 FEET

FW 272 - SF
7X3.25 FEET



CUT & PAST WITH METAL SUEDE

SERIES - C



F 237



K 169

FW 271 - SF
7X3.25 FEET



TERMITE PROOF



IMPACT RESISTANT



EXCELLENT STAIN RESISTANCE





CUT & PAST WITH METAL SUEDE



SERIES - C

SERIES - C



K 199



K 200



K 198



K 197

FW 273 - SF
7X3.25 FEET

FW 274 - SF
7X3.25 FEET



TERMITE PROOF



IMPACT RESISTANT



EXCELLENT STAIN RESISTANCE

CUT & PAST WITH METAL
SUEDE

SERIES - C



FW 269 - SF
7X3.25 FEET

SERIES - C



FW 252 - SF
7X3.25 FEET



- TERMITE PROOF
- IMPACT RESISTANT
- EXCELLENT STAIN RESISTANCE



CUT & PAST WITH METAL SUEDE

SERIES - C



FW 254 - SF
7X3.25 FEET

- TERMITE PROOF
- IMPACT RESISTANT
- EXCELLENT STAIN RESISTANCE



SERIES - C



FW 253 - SF
7X3.25 FEET

- K 111
- K 110

CUT & PAST WITH METAL
SUEDE

SERIES - C



FW 147 - SF
7X3.25 FEET

SERIES - C



FW 148 - SF
7X3.25 FEET



TERMITE PROOF



IMPACT RESISTANT



EXCELLENT STAIN
RESISTANCE



CUT & PAST WITH METAL SUEDE



SERIES - C

SERIES - C



FW 149 - SF
7X3.25 FEET

FW 150 - SF
7X3.25 FEET

-  TERMITE PROOF
-  IMPACT RESISTANT
-  EXCELLENT STAIN RESISTANCE

CUT & PAST WITH METAL
SUEDE

SERIES - C



FW 151 - SF
7X3.25 FEET

SERIES - C



FW 152 - SF
7X3.25 FEET



TERMITE PROOF



IMPACT RESISTANT



EXCELLENT STAIN
RESISTANCE



3014



C215

CUT & PAST WITH METAL
SUEDE

SERIES - C



FW 153 - SF
7X3.25 FEET

SERIES - C



FW 154 - SF
7X3.25 FEET



TERMITE PROOF



IMPACT RESISTANT



EXCELLENT STAIN
RESISTANCE



3014



C214



CUT & PAST WITH METAL SUEDE

SERIES - D



FW 156 - SF
7X3.25 FEET

-  TERMITE PROOF
-  IMPACT RESISTANT
-  EXCELLENT STAIN RESISTANCE



SERIES - D



FW 157 - SF
7X3.25 FEET

-  3208
-  2562

CUT & PAST
SUEDE

SERIES - D



3014



2990

FW 159 - SF
7X3.25 FEET



-  TERMITE PROOF
-  IMPACT RESISTANT
-  EXCELLENT STAIN RESISTANCE

Explore our extensive collection of eco-printed door designs, meticulously crafted to enhance the charm and allure of your furniture.



DECORATIVE LAMINATES

A Commitment To Excellence

SERIES - E
ECO PRINTED DOOR
MATT & SUEDE



WWW



FW 162 - TM 95



FW 163 - MT 96



FW 165 - MT 97



FW 170 - MT 98



FW 173 - MT 99



FW 176 - MT 100



FW 210 - MT 101



FW 213 - MT 103



FW 214 - MT 104



FW 203 - SF 105

CONVECTIONAL STANDARD COLD PRESS LAMINATES FOR INTERIOR APPLICATIONS
DISCLAIMER : THE ACTUAL DOOR MAY VARY DUE TO PRINTING LIMITATIONS.



**ECO PRINTED DOOR
MATT**



SERIES - E

SERIES - E



 TERMITE PROOF

 IMPACT RESISTANT

 EXCELLENT STAIN
RESISTANCE

FW 162 - MT
7X3.25 FEET

FW 163 - MT
7X3.25 FEET

ECO PRINTED DOOR
MATT

SERIES - E



FW 165 - MT
7X3.25 FEET



TERMITE PROOF



IMPACT RESISTANT



EXCELLENT STAIN
RESISTANCE



SERIES - E



FW 170 - MT
7X3.25 FEET



**ECO PRINTED DOOR
MATT**



SERIES - E

SERIES - E



-  TERMITE PROOF
-  IMPACT RESISTANT
-  EXCELLENT STAIN RESISTANCE

FW 173 - MT
7X3.25 FEET

FW 176 - MT
7X3.25 FEET

**ECO PRINTED DOOR
MATT**

SERIES - E



TERMITE PROOF



IMPACT RESISTANT




EXCELLENT STAIN
RESISTANCE

FW 210 - MT
7X3.25 FEET

ECO PRINTED DOOR
MATT

SERIES - E

SERIES - E



TERMITE PROOF



IMPACT RESISTANT



EXCELLENT STAIN
RESISTANCE

FW 213 - MT
7X3.25 FEET

FW 214 - MT
7X3.25 FEET



**ECO PRINTED DOOR
SUEDE**

SERIES - E



TERMITE PROOF



IMPACT RESISTANT



EXCELLENT STAIN
RESISTANCE

FW 203 - SF
7X3.25 FEET





DECORATIVE LAMINATES

A Commitment To Excellence

FIGURE WOODZTM
DESIGNER DOOR SKINS

SERIES - F
VENEER PRINT DOOR
SUEDE



WWW

Each design captures the essence of wood grain, bringing a touch of nature wood elegance to your space.



FW 238 - SF 109



FW 228 - SF 111



FW 225 - SF 112



FW 226 - SF 113



FW 220 - SF 114



FW 219 - SF 115



FW 240 - SF 116



FW 223 - SF 117



FW 224 - SF 118

CONVECTIONAL STANDARD COLD PRESS LAMINATES FOR INTERIOR APPLICATIONS
DISCLAIMER : THE ACTUAL DOOR MAY VARY DUE TO PRINTING LIMITATIONS.

**veneer print door
suede**

series - f



-  TERMITE PROOF
-  IMPACT RESISTANT
-  EXCELLENT STAIN RESISTANCE

FW 238 - SF
7X3.25 FEET



**VENEER PRINT DOOR
SUEDE**



SERIES - F

SERIES - F



-  TERMITE PROOF
-  IMPACT RESISTANT
-  EXCELLENT STAIN RESISTANCE

FW 228 - SF
7X3.25 FEET

FW 225 - SF
7X3.25 FEET



**VENEER PRINT DOOR
SUEDE**



SERIES - F

SERIES - F



TERMITE PROOF



IMPACT RESISTANT



EXCELLENT STAIN
RESISTANCE

FW 226 - SF
7X3.25 FEET

FW 220 - SF
7X3.25 FEET



**VENEER PRINT DOOR
SUEDE**



SERIES - F

SERIES - F



-  TERMITE PROOF
-  IMPACT RESISTANT
-  EXCELLENT STAIN RESISTANCE

FW 219 - SF
7X3.25 FEET

FW 240 - SF
7X3.25 FEET

**VENEER PRINT DOOR
SUEDE**



SERIES - F

SERIES - F



FW 223 - SF
7X3.25 FEET

FW 224 - SF
7X3.25 FEET



-  TERMITE PROOF
-  IMPACT RESISTANT
-  EXCELLENT STAIN RESISTANCE

INDEX



SERIES - B (CNC)
ENGRAVABLE DIGITAL DOOR MATT

SERIES - B
DIGITAL DOOR GLOSSY, MATT &
DOUBLE DOOR MATT

SERIES - A
LASER CUT METAL SUEDE

SERIES - C
CUT & PASTE WITH METAL SUEDE

SERIES - D
CUT & PASTE SUEDE

SERIES - E
ECO PRINTED DOOR MATT & SUEDE

SERIES - F
VENEER PRINT DOOR SUEDE

SERIES - B (CNC)
ENGRAVABLE DIGITAL DOOR MATT



FW 277 - MT 05



FW 279 - MT 07



FW 278 - MT 08



FW 275 - MT 09



FW 276 - MT 10



FW 268 - MT 11



FW 267 - MT 12



FW 266 - MT 13



FW 264 - MT 14



FW 263 - MT 15



FW 261 - MT 16



FW 265 - MT 17



FW 262 - MT 18



FW 284 - HG+ 21



FW 280 - HG+ 23



FW 281 - HG+ 24



FW 288 - HG+ 25



FW 283 - HG+ 27



FW 282 - HG+ 28



FW 285 - HG+ 29



FW 286 - HG+ 30



FW 287 - HG+ 31



FW 260 - HG+ 32



FW 258 - HG+ 33



FW 257 - HG+ 34



FW 259 - HG+ 35



FW 112 - HG+ 36



FW 113 - HG+ 37



FW 116 - HG+ 38



FW 118 - HG+ 39



FW 120 - HG+ 40



FW 121 - HG+ 41



FW 123 - HG+ 42



FW 124 - HG+ 43



FW 126 - HG+ 44




FW 137 - MT 47



FW 234 - MT 49



FW 229 - MT 50



FW 230 - MT 51



FW 246 - MT 52



FW 131 - MT 53



FW 133 - MT 54



FW 134 - MT 55



FW 135 - MT 56



FW 142 - MT 57



FW 136 - MT 58



FW 138 - MT 59



FW 139 - MT 60



FW 141 - MT 61

SERIES - B
DIGITAL DOOR GLOSSY



FW 284 - HG+ 21



FW 280 - HG+ 23



FW 145 - MT 62

SERIES - A
LASER CUT METAL SUEDE



FW 241 - SF 65



FW 244 - SF 66



FW 243 - SF 67



FW 245 - SF 68

SERIES - C
CUT & PASTE WITH METAL SUEDE
SERIES - D
CUT & PASTE SUEDE



FW 270 - SF 71



FW 272 - SF 72



FW 271 - SF 73



FW 273 - SF 75



FW 274 - SF 76



FW 269 - SF 77



FW 252 - SF 78



FW 270 - SF 71



FW 272 - SF 72



FW 271 - SF 73



FW 273 - SF 75



FW 274 - SF 76



FW 269 - SF 77



FW 252 - SF 78

INDEX



Our standard door skin are COLD PRESS GRADE LAMINATES, which are recommended for Cold Pressing only. Company will not entertain any claim of quality if the door skin are pressed in HOT PRESS.

CEDAR DECOR PRIVATE LIMITED
 A-1/1001, 10th Floor, Palladium, Corporate Rd, Makarba, Ahmedabad - 380051, Gujarat
 Ph.: +91 (79) 2970 5335/6/7 Fax: +91 (79) 2970 5338
 www.cedarindia.com Email: mail@cedarindia.com



* Products are available as FSC[®] certified upon request



TECHNICAL SPECIFICATIONS

PROPERTIES	UNIT	SPECIFIED VALUE				DURIAN RESULT	
		IS:2046/95	BSEN438	DINEN438	ISO4586-1	VGS	HGS
Surface Wear Resistance	REV.	350	350	350	350	350 Min.	500 Min.
Boiling Water Resistance							
• Thickness Increase	%	12.0 Max	14.0 Max	14.0 Max	14.0 Max	8	7
• Weight Increase	%	14.0 Max	12.0 Max	12.0 Max	12.0 Max	7	6
• Appearance		Grade	4	4	4	4	5
Dimension Stability							
• MD (Machine Direction)	L-%	0.53 Max	0.625 Max	0.625 Max	0.625 Max	0.45	0.35
• CD (Cross Direction) T-%	T-%	1.01 Max	1.100 Max	1.100 Max	1.100 Max	0.65	0.55
Resistance to Hit Temperature & Cigarette Burns		Grade	3	3	3	3	4
Resistance to Steam	Grade	4	4	4	4	4	5
Resistance to Dry Head							
• Gloss	Grade	3	3	3	3	4	4
• Other	Grade	4	4	4	4	5	5
Resistance to Cracking	Grade	4	4	4	4	5	5
Resistance to Scratching	Newton	2.0	2.0	2.0	2.0	2.5	3.5
Small Diameter Ball Resistance	Newton	20	20	20	20	25	28
Specific Gravity	gm/cm ³	-	-	-	-	1.38 to 1.45	1.38 to 1.45
Resistance to Staining	Grade						
• Acetone	Grade	5	5	5	5	5	5
• Coffee	Grade	5	5	5	5	5	5
• Sodium Hydroxide 25% Solution	Grade	5	5	5	5	5	5
• Hydrogen Peroxide - 30%	Grade	4	4	4	4	5	5
• Shoe Polish	Grade	4	4	4	4	5	5
• Citric Acid-10% Solution	Grade	4	4	4	4	5	5
Resistance to Color Change in							
• Xenon Arc Light in Enclosed	Blue Wool Standard	6 Min.	6 Min.	6 Min.	6 Min.	6 Min.	6 Min.
• Carbon Arc Light	Standard	5 Min.	5 Min.	5 Min.	N/A	5 Min.	5 Min.

Grade : 5-Highest, 1-Lowest, VGS-Vertical Grade Standard, HGS : Horizontal Grade Standard

PRODUCT WARRANTY

Company provides warranty that the product is free from any manufacturing defects and is suitable for use for normal and usual purpose. In case of any visual defects, the product should not be used, cut, or altered in any manner. Company liability will be limited to the extent of the cost of product only. The colour/shade may vary from lot to lot, do inspect properly before using the product. Company will not entertain any claim if the product is cut or altered in any manner for any visual or appearance, shade change/difference. Our standard Decorative Laminates are COLD PRESS GRADE LAMINATES, which are recommended for cold pressing only. Company will not entertain any claim of quality if the Laminates are pressed in HOT PRESS. HOT PRESSED GRADE laminates are available against Special Order. *Formation of Air Bubbles and forming of Corner Cracks are application fault, Company do not entertain these complaints*

PRODUCT TECHNICAL DATA & SPECIFICATIONS

Type : Conventional standard cold press interior grade laminate
 Disclaimer : The actual door may vary due to printing laminations
 Thickness : 0.92 mm ± 10% (As per ISI Standard)
 Size : 7' x 3.25' (2135 mm x 996 mm)
 Product Standard: Comprising to
 • British European Standard : BS EN 438
 • American NEMA LD 3,
 • BIS (Bureau of Indian Standard) IS:2046
 • BIS (Bureau of Indian Standard) IS:2036 Grade P1 Phenolic/Electronic Insulation.
 • ISO 4586.

PRODUCT CARE AND MAINTENANCE

For cleaning the surface of the laminates, use dry cloth to wipe the stains. If needed, use ordinary liquid detergent (non-acidic) or ammoniated liquid. After taking a trial on small portion. Stain remover or industrial organic solvents can be used to remove stubborn stains in case if there is no problem. One should not use, wire or hard-plastic brushes, and abrasives to clean the surface. The LUSTROUS Fancies and Wood collection are specially made laminates to give bright optical view. The properties of these laminates are very sensitive and thus should be used only for vertical applications. While cleaning these laminates use only dry cloth or wet damp cloth in natural water only. Since, conventional laminates are made for interior decorations, should not be used for external use where there are chances for direct exposure to sunlight or any other sort of direct heat. It is always recommended to keep the substrate horizontal while pasting the laminates, immediate removal of pressure and vertical application should not be practiced. Samples pasted in the folder represents the finish & design and not the actual thickness.



WWW



WhatsApp

Customer Services
 +91 9879604881

QC
 CDPL/FW/0526
 TRADE SAMPLE NOT FOR SALE